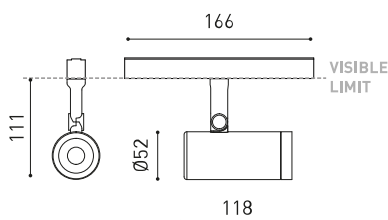




### Dimensions



### Accessories



HONEYCOMB LOUVER



ANTI-GLARE SCREEN



LINEAR FILTER



TRACK 48V OPTIONS

### PRODUCT

Name	COCO M 48V SHORT TW 1800K-4000K SPOT NT
Reference	A5531217NT-S
Colour	Textured black
RAL	9005
Category	TRACK LIGHTS

### LIGHT SOURCE

Type	LED
Gross luminous flux	1250 lm
Colour temperature	1800 - 4000 K - Other K, please consult
Chromatic stability	MacAdam Step 3
Colour Rendering Index	CRI>90
Power	11,3 W
Current	350 mA
Efficacy	111 lm/W
LED lifespan	L80B10 >55.000h
Energy efficiency class	F

### LIGHTING FIXTURE | PHOTOMETRIC DATA

Lighting efficiency	84%
Light beam angle	28°

### LIGHTING FIXTURE | ELECTRICAL DATA

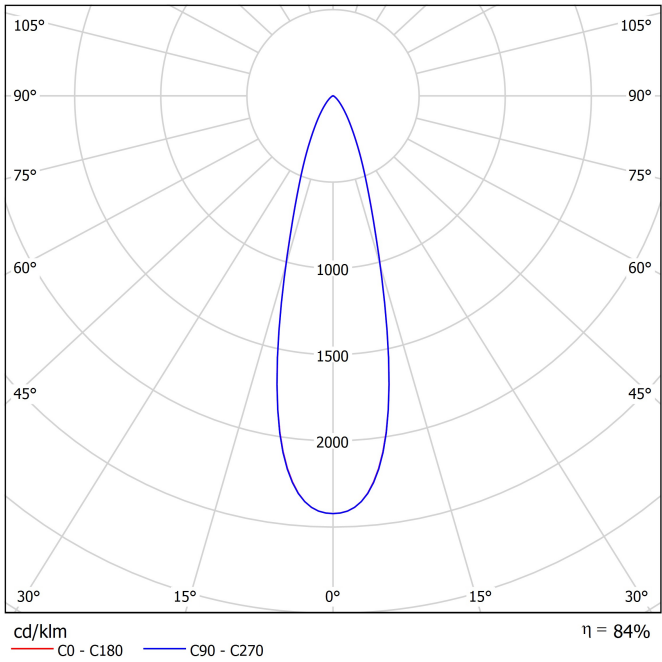
Power values of the system	13,19 W
Dimming	DALI - Other DIM, please consult
Electrical insulation class	II

### OTHER DATA

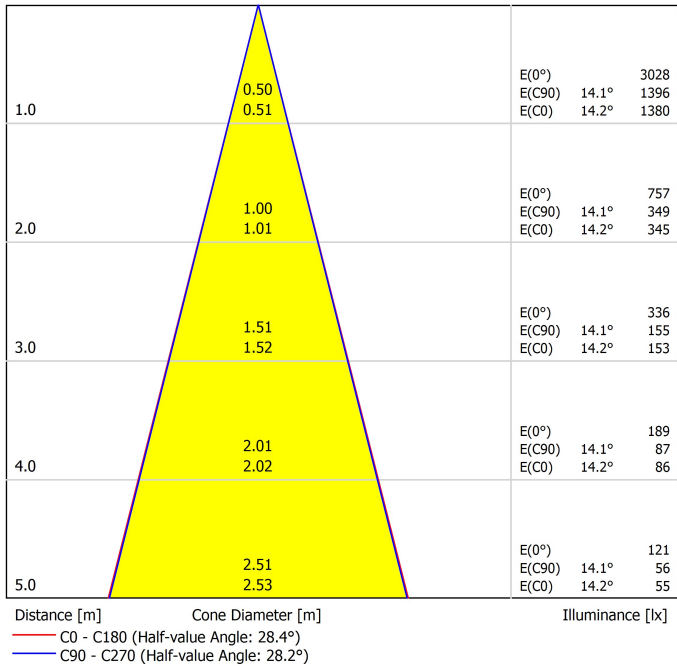
Sealing	IP20
Wireless control	Please Consult
Swivel angle	90°
Rotation angle	360°
Track type	Track 48V
Weight	360 g
Packaged weight	475 g
Packaging dimensions	244 x 185 x 68 mm
Units per package	1
Materials	Aluminium / Acrylonitrile Butadiene Styrene / Polycarbonate

A lightweight and powerful solution. Coco is a spotlight with a qualitative and uniform light distribution and provides great freedom of light emissions with four opening angles -flood, medium, spot and superspot - a 360° rotation and a 90° tilt. With an exceptional lm/W ratio, it can be fitted with various accessories: anti-glare honeycomb and anti-glare screen, which reduce glare to facilitate visual comfort, and the linear filter, which sets a linear light distribution. Coco invites one to interact with the light through a version with integrated dimmer, enabling one to adjust the desired intensity in each luminaire. Its tunable white version replicates the effects of natural light by regulating the intensity and colour temperature.

Polar diagram



Conical diagram





PRODUCT	
Model	Anti-glare Honeycomb Louver
Reference	A553-90-00   WT   NT
Category	Accessories
NOT SOLD SEPARATELY.	



Anti-glare Honeycomb Louver

Accessory featuring a honeycomb structure designed to control the light beam, reduce glare, and prevent direct exposure to the light source.



PRODUCT	
Model	Anti-glare Screen
Reference	A553-90-01   WT   NT
Category	Accessories
NOT SOLD SEPARATELY.	



**Anti-glare Screen**

Accessory designed to reduce direct glare, especially in luminaires with visible optics, and improve visual comfort by blocking uncomfortable emission angles.



PRODUCT	
Model	Linear Filter
Reference	A553-90-02   WT   NT
Category	Accessories
NOT SOLD SEPARATELY   SUITABLE FOR BEAM ≤ 32°	

Linear Filter

Transforms the circular light beam into a linear shape. Ideal for applications requiring precise, linear light distribution, allowing you to focus on specific surfaces or avoid the effect of “light pooling” in wide areas.

# Track 48V Surface Short

ARKOSLIGHT

48V track lighting systems are low-voltage lighting solutions based on electrified tracks. The track serves both as a physical structure and as a power carrier, allowing light modules to be placed and repositioned as needed, offering flexibility, safety, and energy efficiency. Ideal for projects that demand minimalist design, high performance, and adaptability. To configure your 48V system, you'll need to combine the following components:

- 1. Tracks – Available in surface, trimless, surface short, suspended (using suspension accessories with the surface track), and indirect light versions. They form the structural and electrical base of the system.
- 2. Connectors & Power Supply – Ensure electrical continuity between track sections and provide the 48V power input.
- 3. Accessories – Including end caps, joiners, mounting elements, and optional installation accessories to complete and secure the setup.

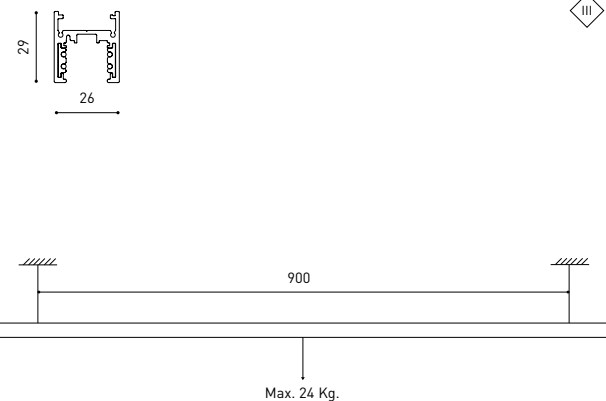


## Track Options

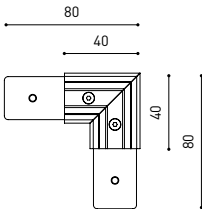
Choose the track version required for your project configuration.

TRACK 48V SURFACE SHORT 1m	A338-21-00-   NT   WT
TRACK 48V SURFACE SHORT 2m	A338-22-00-   NT   WT
TRACK 48V SURFACE SHORT 3m	A338-23-00-   NT   WT

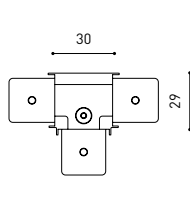
TRACK 48V SURFACE SHORT Corner 90° One Plane	A338-24-00-   NT   WT
TRACK 48V SURFACE SHORT T-Joint	A338-25-00-   NT
TRACK 48V SURFACE SHORT X-Joint	A338-26-00-   NT



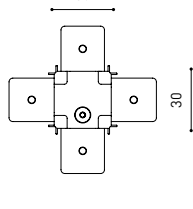
Corner 90° One Plane



T-Joint



X-Joint



## Complementary track accessories

Use end caps, joiners, and gap covers to connect, close, and cleanly finish your track setup.

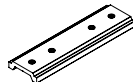
Short End 48V
A338-00-18-   NT   WT



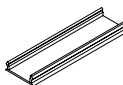
Short End Feed 48V
A338-00-19-   NT   WT



Surface Straight Joiner 48V
A338-00-11



Cover Gap 1m 48V
A338-00-30-   N   W

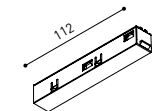


COLOUR | NT ■ RAL 9005 | WT □ RAL 9016 | N ■ RAL 9005 |

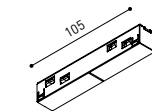
Connector options

Connectors are required to provide electrical continuity between tracks, ensuring an uninterrupted 48V flow.

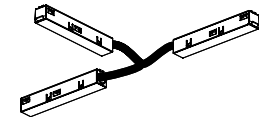
Live-End Connector 48V  
A338-00-01- | N |



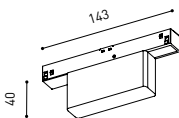
Central Connector 48V  
A338-00-02- | N |



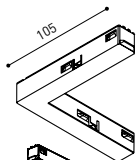
T-Joint Connector 48V  
A450-00-07- | N |



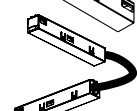
Wireless Control 48V  
0434-01-31- | N | W | Casambi



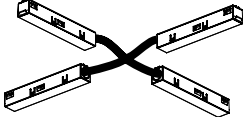
Corner 90° Connector One Plane 48V  
A338-00-24- | N | W |



L-Joint Connector 48V  
A338-00-12- | N |



X-Joint Connector 48V  
A450-00-08- | N |



Power Supply Options

Select the appropriate power feed to deliver 48V to the system based on your track layout and installation type.

For all tracks

Constant Voltage  
LED POWER SUPPLY

	P	V	D (A x B x C)
0434-01-61*   N   W	100W	48V	298 x 19 x 16mm
0434-01-62	150W	48V	350 x 30 x 18mm
0434-01-80	250W	48V	400 x 40 x 22mm

220 V~  
240 V~ | \*To be installed inside the track.



DROP VOLTAGE TABLE

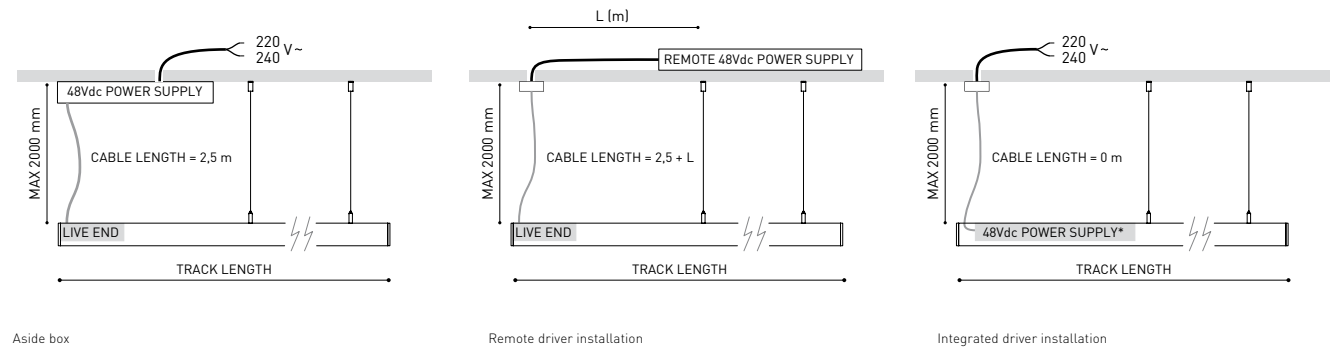
		CABLE LENGTH (m)			
		5	10	20	30
POWER (W)	CABLE SECTION (mm²)	TRACK LENGTH (m)			
		50	50	40	25
100	0,75	50	50	X	X
	1,5	50	50	40	25
150	0,75	40	15	X	X
	1,5	50	40	20	X
250	0,75	20	X	X	X
	1,5	35	20	X	X

Connection diagrams:

Surface



Suspension



COLOUR | N ■ RAL 9005 |



## Other accessories

## Suspension components

For a suspended configuration, use surface components together with the following accessories:

## SURFACE Suspension Kit (2 units) 48V

A338-00-15- | NT | WT |

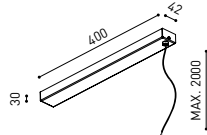


For suspension aside box installation replace the power supply:

## Wired Power Supply Case 48V

A338-00-25- | NT | WT | 150W NO DIM

A338-00-26- | NT | WT | 150W DIM

220  
240 V~  
INCL

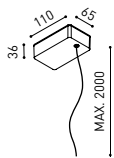
Required for remote or integrated driver installation:

## Suspension Feed Kit 48V

A338-00-16- | N | W | NO DIM

A338-00-17- | N | W | DIM

For remote power supply



A338-00-27- | N | W | NO DIM

A338-00-28- | N | W | DIM

For power supply inside the track

## Wire trimless accessories

For installing the suspension system cleanly and discreetly — with no visible ceiling boxes or mounting elements.

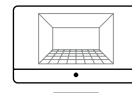
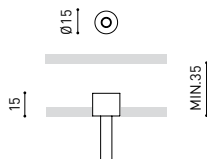
## FEED

## Mains Trimless\*

A023-00-01- | W | N | NO DIM

## Mains Thick Trimless\*

A023-00-02- | W | N | DIM



## PRODUCT CONFIGURATOR

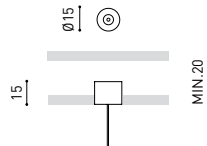
Use our online configurator to design your own custom product layout. The tool will guide you through the process and automatically calculate the required drivers and accessories.

[Start your configuration →](#)

## FASTENING

## Steel Cable Trimless\*

A023-00-05- | W | N |



\* As many pieces as needed according to your product

COLOUR | NT ■ RAL 9005 | WT □ RAL 9016 | N ■ RAL 9005 | W □ RAL 9016 |



Fuente de luz (LED) reemplazable por un profesional autorizado

Replaceable (LED only) light source by an authorized professional.

Source lumineuse (LED) remplaçable par un professionnel agréé

Sorgente luminosa (LED) sostituibile da parte di un professionista autorizzato

Austauschbare (LED) Lichtquelle durch einen autorisierten Fachmann



Equipo de control reemplazable por un profesional autorizado

Replaceable control gear by an authorized professional

Dispositif de commande remplaçable par un professionnel agréé

Alimentatore sostituibile da parte di un professionista autorizzato

Auswechselbares Betriebsgerät durch autorisierten Fachmann

## Instrucciones para el final de vida y la eliminación de los componentes:

## Instructions on end-of-life and component disposal:

## Instructions pour la gestion des composants en fin de vie et leur mise au rebut :

## Istruzioni per il fine vita e lo smaltimento dei componenti:

## Anweisungen zur entsorgung der Leuchtenkomponenten:



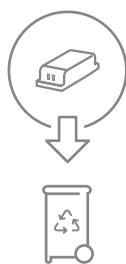
Interrumpir la alimentación del aparato  
Cut the power supply to the luminaire  
Couper l'alimentation du luminaire  
Interrompere l'alimentazione dell'apparecchio  
Stromversorgung der Leuchte unterbrechen



Quitar la(s) fuente(s) de luz para el desecho  
Remove light source(s) for disposal  
Retirer la (les) source(s) lumineuse(s) pour l'élimination  
Rimuovere la/le sorgente/e di luce per lo smaltimento  
Lichtquelle(n) zur Entsorgung entfernen



Quitar la batería para el desecho  
Remove the battery for decommissioning  
Retirer la batterie pour sa mise au rebut  
Rimuovere la batteria per la dismissione  
Die Batterie ordnungsgemäß entsorgen



Quitar el equipo de control para el desecho  
Remove control gear for disposal  
Retirer le dispositif de commande pour l'élimination  
Rimuovere l'alimentatore per lo smaltimento  
Betriebsgerät zur Entsorgung ausbauen

Enviar los materiales a un centro de recogida RAEE  
Send the materials to a WEEE collection centre  
Envoyer les matériaux dans une déchetterie DEEE  
Inviare i materiali ad un centro di raccolta RAEE  
Die Materialien in einem WEEE-Zentrum entsorgen

